

### Specification

Nominal Voltage	12V	
Nominal Capacity(15min Rate)	32.2 Watte at 1.67V/cell	
Dimension	Length	151 ±1mm (5.95 inches)
	Width	65 ±1mm (2.56 inches)
	Container Height	94.5 ±1mm (3.72 inches)
	Total Height (with Terminal)	100 ±1mm (3.94 inches)
Approx Weight	Approx 2.75 kg (6.06lbs)	
Terminal	T1 / T2	
Container Material	ABS	
Rated Capacity	7.86 AH/0.786A	(10hr,1.80V/cell,25°C/77°F)
	7.60 AH/0.95A	(8hr,1.75V/cell,25°C/77°F)
	6.95 AH/1.39A	(5hr,1.75V/cell,25°C/77°F)
	6.28 AH/6.28A	(1hr,1.60V/cell,25°C/77°F)
Max. Discharge Current	114A(5s)	
Internal Resistance	Approx 18mΩ	
Operating Temp.Range	Discharge : -15 ~50°C (5 ~122°F)	
	Charge : 0 ~40°C (32 ~104°F)	
	Storage : -15 ~40°C (5 ~104°F)	
Nominal Operating Temp. Range	25 ±3°C (77 ±5°F)	
Cycle Use	Initial Charging Current less than 2.28A.Voltage	
	14.4V~15.0V at 25 °C (77 °F)Temp. Coefficient -30mV/°C	
Standby Use	No limit on Initial Charging Current Voltage	
	13.5V~13.8V at 25 °C (77 °F) Temp. Coefficient -20mV/°C	
Capacity affected by Temperature	40°C (104 °F)	103%
	25°C (77 °F)	100%
	0°C (32 °F)	86%
Self Discharge	LTX series batteries may be stored for up to 6 months at 25 °C (77°F) and then a freshening charge is required. For higher temperatures the time interval will be shorter.	



### Applications

- ◆ UPS (Highrate)
- ◆ High power backup supply
- ◆ Emergency powersupply
- ◆ Starting system
- ◆ Power tools
- ◆ Emergency lighting
- ◆ Electric starting



### Constant Current Discharge (Amperes) at 25 °C (77°F)

F.V/Time	5min	10min	15min	20min	30min	45min	1h	2h	3h	4h	5h	6h	8h	10h	20h
1.85V/cell	26.6	16.9	13.3	11.2	8.68	6.36	5.08	2.79	1.91	1.51	1.28	1.10	0.92	0.765	0.426
1.80V/cell	31.0	19.1	14.6	12.0	9.31	6.92	5.43	2.93	2.02	1.58	1.33	1.16	0.95	0.786	0.430
1.75V/cell	35.0	21.0	15.9	12.9	9.70	7.19	5.67	3.04	2.10	1.65	1.39	1.19	0.97	0.802	0.434
1.70V/cell	38.5	22.9	17.0	13.6	10.1	7.47	5.86	3.16	2.15	1.69	1.42	1.22	1.00	0.811	0.442
1.67V/cell	42.5	24.7	18.1	14.5	10.6	7.66	6.05	3.25	2.25	1.75	1.45	1.25	1.02	0.827	0.448
1.60V/cell	46.9	26.4	19.0	15.4	11.3	7.98	6.28	3.36	2.32	1.80	1.48	1.27	1.03	0.836	0.450

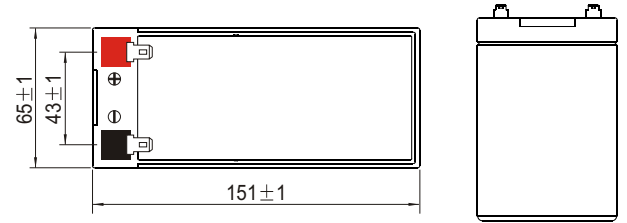
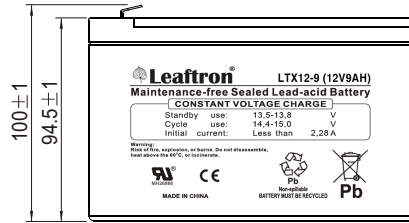
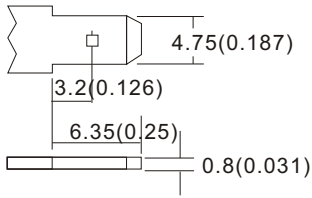
### Constant Power Discharge (Watts) at 25 °C (77°F)

F.V/Time	5min	10min	15min	20min	30min	45min	1h	2h	3h	4h	5h	6h	8h	10h	20h
1.85V/cell	48.6	31.2	24.7	21.0	16.6	12.2	9.81	5.41	3.76	2.98	2.55	2.19	1.80	1.51	0.847
1.80V/cell	56.1	34.9	26.9	22.3	17.5	13.2	10.4	5.66	3.95	3.10	2.63	2.32	1.85	1.55	0.854
1.75V/cell	62.0	37.7	29.0	23.8	18.0	13.6	10.9	5.84	4.08	3.22	2.73	2.38	1.89	1.58	0.859
1.70V/cell	66.3	40.3	30.6	24.8	18.6	14.1	11.2	6.06	4.19	3.31	2.78	2.43	1.95	1.60	0.876
1.67V/cell	72.2	43.1	32.2	26.2	19.5	14.3	11.4	6.19	4.36	3.40	2.83	2.46	1.97	1.63	0.887
1.60V/cell	77.8	44.8	33.3	27.6	20.5	14.8	11.8	6.37	4.47	3.50	2.90	2.51	1.99	1.64	0.889

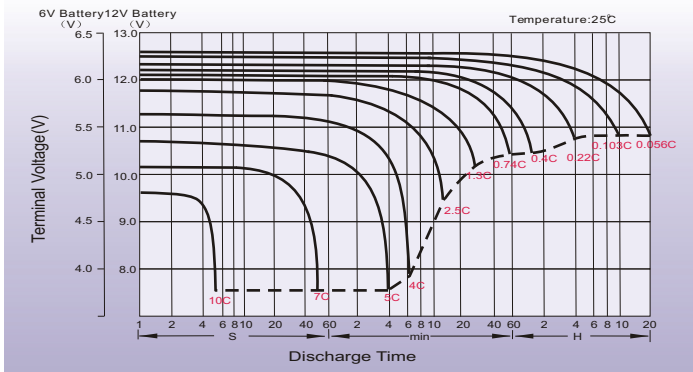
## Dimensions

### T1 Terminal

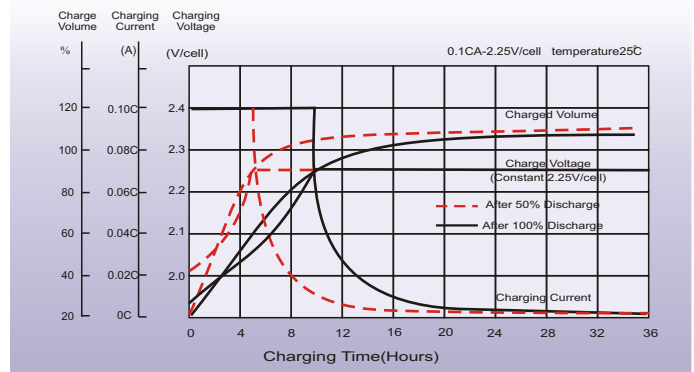
Unit: mm [inches]



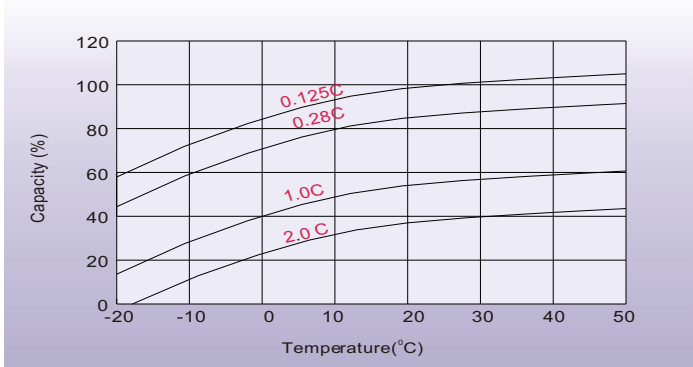
## Discharge Characteristics



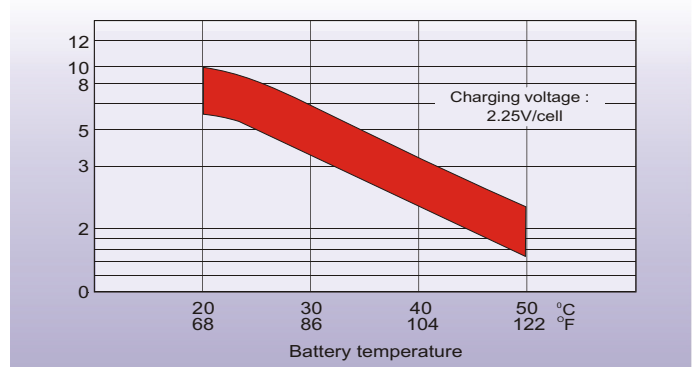
## Float Charging Characteristics



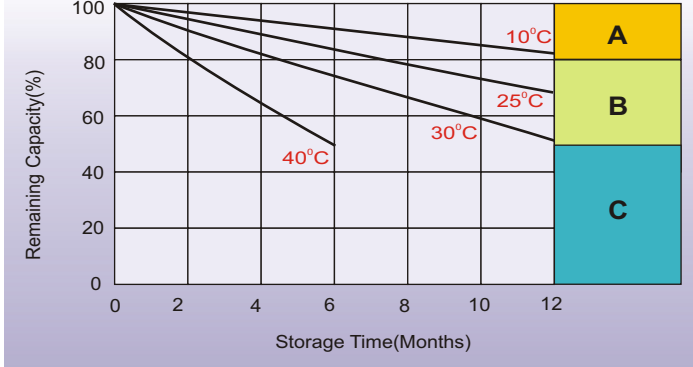
## Temperature Effects in Relation to Battery Capacity



## Effect of Temperature on Long Term Float Life



## Self Discharge Characteristics



- A** No supplementary charge required  
(Carry out supplementary charge before use if 100% capacity is required.)
- B** Supplementary charge required before use. Optional charging way as below:
  1. Charged for above 3 days at limited current 0.25CA and constant voltage 2.25V/cell.
  2. Charged for above 20 hours at limited current 0.25CA and constant voltage 2.45V/cell.
  3. Charged for 8-10 hours at limited current 0.05CA.
- C** Supplementary charge may often fail to recover the capacity.  
The battery should never be left standing till this is reached.